

Single Assessment Institution-Level Pass Rate Data: *Traditional Teacher Preparation Program Within IHE*

**HEOA - Title II  
2011 - 2012 Academic Year**

Institution Name  
Institution Code  
State

UNIVERSITY CENTRAL ARKANSAS  
6012  
Arkansas

*Assessment Information*<sup>1</sup>


*Group*

AGRICULTURE (0700)

All enrolled students who have completed all nonclinical courses, 2011-12

<i>Number Taking Assessment</i>	<i>Number Passing Assessment</i>	<i>Institutional Pass Rate</i>	<i>Institutional Average Scaled Score</i>	<i>Assessment Cut Score</i> <sup>2</sup>	<i>Number Taking Assessment</i>	<i>Number Passing Assessment</i>	<i>Statewide Pass Rate</i>	<i>Statewide Average Scaled Score</i>
---------------------------------	----------------------------------	--------------------------------	---	--	---------------------------------	----------------------------------	----------------------------	---------------------------------------

6







Single Assessment Institution-Level Pass Rate Data: *Traditional Teacher Preparation Program Within IHE*

**HEOA - Title II  
2011 - 2012 Academic Year**

Institution Name  
Institution Code  
State

UNIVERSITY CENTRAL ARKANSAS  
6012  
Arkansas

<i>Assessment Information</i> <sup>1</sup>	<i>Group</i>	<i>Number Taking Assessment</i>	<i>Number Passing Assessment</i>	<i>Institutional Pass Rate</i>	<i>Institutional Average Scaled Score</i>	<i>Assessment Cut Score</i> <sup>2</sup>	<i>Number Taking Assessment</i>	<i>Number Passing Assessment</i>	<i>Statewide Pass Rate</i>	<i>Statewide Average Scaled Score</i>
EARLY CHILDHOOD CONTENT KNOWLEDGE (0022)	All enrolled students who have completed all nonclinical courses, 2011-12	15	15	100%	181	157	300	299	100%	178



**Single Assessment Institution-Level Pass Rate Data: Traditional Teacher Preparation Program Within IHE**

**HEOA - Title II  
2011 - 2012 Academic Year**

**Institution Name**  
**Institution Code**  
**State**


**UNIVERSITY CENTRAL ARKANSAS**  
**6012**  
**Arkansas**

<b>Assessment Information<sup>1</sup></b>	<b>Group</b>	<b>Number Taking Assessment</b>	<b>Number Passing Assessment</b>	<b>Institutional Pass Rate</b>	<b>Institutional Average Scaled Score</b>	<b>Assessment Cut Score<sup>2</sup></b>	<b>Number Taking Assessment</b>	<b>Number Passing Assessment</b>	<b>Statewide Pass Rate</b>	<b>Statewide Average Scaled Score</b>
<b>ENG LANG LIT COMP CONTENT KNOWLEDGE (0041)</b>  Test Company: ETS Score Range: 100-200	All enrolled students who have completed all nonclinical courses, 2011-12						4			
	Other enrolled students, 2011-12						5			
	All program completers, 2011-12						43	43	100%	177
	All program completers, 2010-11	11	11	100%	173	159	54	54	100%	179
	All program completers, 2009-10	9				159	59	59	100%	182
<b>ENG LANG LIT COMP ESSAYS (0042)</b>  Test Company: ETS Score Range: 100-200	All enrolled students who have completed all nonclinical courses, 2011-12						7			
	Other enrolled students, 2011-12						8			
	All program completers, 2011-12						40	40	100%	158





**Single Assessment Institution-Level Pass Rate Data: *Traditional Teacher Preparation Program Within IHE***







**Single Assessment Institution-Level Pass Rate Data: *Traditional Teacher Preparation Program Within IHE***


**HEOA - Title II  
2011 - 2012 Academic Year**

**Institution Name**  
**Institution Code**  
**State**

**UNIVERSITY CENTRAL ARKANSAS  
6012  
Arkansas**

<b>Assessment Information <sup>1</sup></b>	<b>Group</b>	<b>Number Taking Assessment</b>	<b>Number Passing Assessment</b>	<b>Institutional Pass Rate</b>	<b>Institutional Average Scaled Score</b>	<b>Assessment Cut Score <sup>2</sup></b>	<b>Number Taking Assessment</b>	<b>Number Passing Assessment</b>	<b>Statewide Pass Rate</b>	<b>Statewide Average Scaled Score</b>
<i>MUSIC CONCEPTS AND PROCESSES (0111)</i>  <i>Test Company: ETS</i> <i>Score Range: 100-200</i>	All enrolled students who have completed all nonclinical courses, 2011-12	10	9	90%	160	145	39	38	97%	159
	Other enrolled students, 2011-12						22	14	64%	149
	All program completers, 2011-12	8				145	74	72	97%	158
	All program completers, 2010-11	11	11	100%	162	145	54	53	98%	162
	All program completers, 2009-10	22	22	100%	155	145	89	87	98%	157
<i>MUSIC CONTENT KNOWLEDGE (0113)</i>  <i>Test Company: ETS</i> <i>Score Range: 100-200</i>	All enrolled students who have completed all nonclinical courses, 2011-12	10	9	90%	168	150	41	40	98%	167
	Other enrolled students, 2011-12						23	19	83%	159
	All program completers, 2011-12	8				150	75	75	100%	165
	All program completers, 2010-11	11	11	100%	166	150	56	55	98%	165
	All program completers, 2009-10	22	22	100%	165	150	90	89	99%	165
<i>PHYSICAL ED ANALYSIS AND DESIGN (0092)</i>  <i>Test Company: ETS</i> <i>Score Range: 100-200</i>	All enrolled students who have completed all nonclinical courses, 2011-12						22	22	100%	159
	Other enrolled students, 2011-12						6			
	All program completers, 2011-12	5				150	69	69	100%	161
	All program completers, 2010-11	11	11	100%	161	150	137	137	100%	161
	All program completers, 2009-10	9				150	160	160	100%	161
<i>PHYSICAL ED CONTENT AND DESIGN (0095)</i>	All enrolled students who have completed all nonclinical courses, 2011-12	4				169	70	57		

**Single Assessment Institution-Level Pass Rate Data: Traditional Teacher Preparation Program Within IHE**

	<p><b>HEOA - Title II</b> <b>2011 - 2012 Academic Year</b></p>
<b>Institution Name</b>	UNIVERSITY CENTRAL ARKANSAS
<b>Institution Code</b>	6012
<b>State</b>	Arkansas

February 28, 2013

Assessment Information <sup>1</sup>	Group	Number Taking Assessment	Number Passing Assessment	Institutional Pass Rate	Institutional Average Scaled Score	Assessment Cut Score <sup>2</sup>	Statewide			
							Number Taking Assessment	Number Passing Assessment	Statewide Pass Rate	Statewide Average Scaled Score
<b>PHYSICAL SCIENCE CONTENT KNOWLEDGE (0481)</b>  Test Company: ETS Score Range: 100-200	All enrolled students who have completed all nonclinical courses, 2011-12						3			
	Other enrolled students, 2011-12						2			
	All program completers, 2011-12						14	13	93%	173
	All program completers, 2010-11						10	10	100%	174
	All program completers, 2009-10	1					145	9		
<b>PHYSICAL SCIENCE PEDAGOGY (0483)</b>  Test Company: ETS Score Range: 100-200	All enrolled students who have completed all nonclinical courses, 2011-12									
	Other enrolled students, 2011-12						1			
	All program completers, 2011-12						13	12	92%	157
	All program completers, 2010-11						10	10	100%	163
	All program completers, 2009-10	1					145	9		
<b>PRAXIS I MATHEMATICS (0730)</b>  Test Company: ETS Score Range: 150-190	All enrolled students who have completed all nonclinical courses, 2011-12	54	54	100%	179	171	963	945	98%	179
	Other enrolled students, 2011-12	312	312	100%	179	171	2415	2409	100%	179
	All program completers, 2011-12	138	138	100%	179	171	1437	1436	100%	179
	All program completers, 2010-11	150	150	100%	179	171	1283	1281	100%	179
	All program completers, 2009-10	182	182	100%	180	171	1333	1333	100%	179
<b>PRAXIS I READING (0710)</b>  Test Company: ETS Score Range: 150-190	All enrolled students who have completed all nonclinical courses, 2011-12	54	54	100%	180	172	960	941	98%	179
	Other enrolled students, 2011-12	311	311	100%	179	172	2411	2407	100%	179
	All program completers, 2011-12	139	139	100%	179	172	1438	1438	100%	179
	All program completers, 2010-11	150	150	100%	179	172	1279	1278	100%	179
	All program completers, 2009-10	181	181	100%	179	172	1331	1329	100%	179

Single Assessment Institution-Level Pass Rate Data: *Traditional Teacher Preparation Program Within IHE*

**HEOA - Title II  
2011 - 2012 Academic Year**

**Institution Name**  
**Institution Code**  
**State**

UNIVERSITY CENTRAL ARKANSAS  
6012  
Arkansas



**Assessment Information <sup>1</sup>**

**Group**

All enrolled students who have completed all

<i>Number Taking Assessment</i>	<i>Number Passing Assessment</i>	<i>Institutional Pass Rate</i>	<i>Institutional Average Scaled Score</i>	<i>Assessment Cut Score<sup>2</sup></i>	<i>Number Taking Assessment</i>	<i>Number Passing Assessment</i>	<i>Statewide Pass Rate</i>	<i>Statewide Average Scaled Score</i>
---	--	------------------------------------	---	---	---	--	--------------------------------	---

PRAXIS I WRITING (0720)



**Single Assessment Institution-Level Pass Rate Data:**

Single Assessment Institution-Level Pass Rate Data: *Traditional Teacher Preparation Program Within IHE*

*HEOA - Title II*  
*2011 - 2012 Academic Year*

Institution Name

Single Assessment Institution-Level Pass Rate Data: *Traditional Teacher Preparation Program Within IHE*

**HEOA - Title II  
2011 - 2012 Academic Year**

Institution Name  
Institution Code  
State

UNIVERSITY CENTRAL ARKANSAS  
6012  
Arkansas

*Assessment Information*<sup>1</sup>

*Group*

*Number  
Taking  
Assessment*

*Number  
Passing  
Assessment*



*Institutional  
Pass Rate*

*Institutional  
Average  
Scaled Score*

*Assessment  
Cut Score*<sup>2</sup>

*Number  
Taking  
Assessment*

*Number  
Passing  
Assessment*




**Single Assessment Institution-Level Pass Rate Data: *Traditional Teacher Preparation Program Within IHE***

**HEOA - Title II  
2011 - 2012 Academic Year**

**Institution Name**  
**Institution Code**  
**State**

**UNIVERSITY CENTRAL ARKANSAS  
6012  
Arkansas**

<i>Assessment Information</i> <sup>1</sup>	<i>Group</i>	<i>Number Taking Assessment</i>	<i>Number Passing Assessment</i>	<i>Institutional Pass Rate</i>	<i>Institutional Average Scaled Score</i>	<i>Assessment Cut Score</i> <sup>2</sup>	<i>Number Taking Assessment</i>	<i>Number Passing Assessment</i>	<i>Statewide Pass Rate</i>	<i>Statewide Average Scaled Score</i>
<i>SPECIAL ED PRESCHOOLEARLY CHILD (0690)</i>  <i>Test Company: ETS</i> <i>Score Range: 250-990</i>	All enrolled students who have completed all nonclinical courses, 2011-12									
	Other enrolled students, 2011-12									
	All program completers, 2011-12									
	All program completers, 2010-11									
	All program completers, 2009-10						34	23	68%	607
<i>SPEECH COMMUNICATION (0220)</i>  <i>Test Company: ETS</i> <i>Score Range: 250-990</i>	All enrolled students who have completed all nonclinical courses, 2011-12									
	Other enrolled students, 2011-12									
	All program completers, 2011-12									
	All program completers, 2010-11									
	All program completers, 2009-10						4			
<i>SPEECH COMMUNICATIONS (0221)</i>  <i>Test Company: ETS</i> <i>Score Range: 100-200</i>	All enrolled students who have completed all nonclinical courses, 2011-12									
	Other enrolled students, 2011-12						4			
	All program completers, 2011-12						2			
	All program completers, 2010-11									



Single Assessment Institution-Level Pass Rate Data: *Traditional Teacher Preparation Program Within IHE*

***HEOA - Title II***  
***2011 - 2012 Academic Year***

Institution Name

UNIVERSITY CENTRAL ARKANSAS

